

เอกสารแนบ 31

เอกสารสอบเทียบเครื่องมือ



JIRANATEE ASSOCIATES CO.,LTD.

Jiranatee Associates Co.,Ltd
63/14-15, 67/35-36
Petchkasem 7,7/1, Rd.Watthapra, Bangkokyai,
Bangkok 10600 (Thailand)
Tel: +6608680812
Mobile: +66863999453
E-mail: jnac-calibration@jiranatee.com
Web site: www.jiranatee.com

Accredited calibration laboratory
ISO/IEC 17025:2017
NSC-TISI-TIS 17025
CALIBRATION 0367

Flow measurement laboratory
Calibration services department.



NSC – TISI – TIS 17025
CALIBRATION 0367

CERTIFICATE OF CALIBRATION

Certificate No. : COF-047-67

Page 1 of 2 Pages

MEASUREMENT ITEM : Top Load Orifice
MANUFACTURER : TISCH
MODEL/TYPE : TE-5025A
SERIAL NUMBER : 2262
ID NUMBER : -
CONDITION AS-RECEIVED : Used item
CUSTOMER : Mine Engineering Consultant Co., Ltd.
2/114, 2/115, 1st City Bangkok 1

Calibration procedure:

The Orifice gas flow device was calibrated against Standard Rotary Displacement Meter (Roots Meter) Model G65/IMC/W2-dp. The WI-CL-004 was used as a calibration guideline.

Traceability:

This certificate provides a traceability of the measurement to recognized the national standards, and to realization of the international system of units (SI) through the NIMT (National Metrology Institute of Thailand) via Certificate number: MW-0063-23.

Uncertainty of Measurement:

The reported uncertainty of measurement is based on the standard uncertainty multiplied by a coverage factor $k=2$, Which for a normal distribution corresponds to a coverage probability of approximately 95%. The standard uncertainty has been determined in accordance with the GUM 'Evaluation of measurement data - Guide to the expression of uncertainty in measurement'

RECEIVED DATE : 27 Nov 2024
MEASUREMENT DATE : 28 Nov 2024
ISSUE DATE : 29 Nov 2024

ENVIRONMENTAL CONDITIONS:

Ambient condition in the laboratory are as follow:

Temperature : 23.0 ± 3.0 °C
Relative Humidity : 55.0 ± 15.0 %RH
Atmospheric Pressure : 1010 ± 10 hPa

CALIBRATION CONDITION:

Preconditioning : 24 hours at ambient conditions.
Measurement Condition : The average values during measurement are 24.7 °C and 55.8 %RH.

NOTED: The certificate is valid only to the item calibrated on date and place of calibration.

TABULATION OF RESULTS:

The table on next page give the measured values.

Calibrated by:

- ☐ Mr. Sorawit Thachalad
☒ Miss Jittraporn Lertsomphol



Approved signatory:

Mr. Parinya Booncharoen
Calibration Department Manager

MEASUREMENT RESULTS:

The Orifice gas flow device was calibrated by direct comparison method with the Standard Rotary Displacement Meter (Roots Meter). The Humid air was used as a medium in the system. The standard conditions are 25°C (298.15 K) and 760 mmHg for standard temperature and standard pressure respectively.

Table 1: The results of Q Standard calibration data

Plate	Flow rate m ³ /min	Pressure [Pa] mmHg	Temperature [Ta] °C	Temperature [Tm] °C	Δp_{meter} mmHg	$\Delta p_{Orifice}$ inH ₂ O	γ	Standard Flow [Q_s] m ³ /min
1	0.702	759.268	24.51	23.58	55.802	1.742	1.320	0.653
2	1.001	759.347	24.52	23.63	61.117	3.511	1.875	0.924
3	1.117	759.363	24.59	23.82	43.208	4.628	2.152	1.056
4	1.164	759.452	24.69	23.96	31.142	5.207	2.282	1.120
5	1.410	759.442	24.78	24.11	30.680	7.686	2.772	1.356

Slope (m): **2.06451**
 Intercept (b): **-0.02907**
 Correlation coefficient (r): **0.99986**
 Uncertainty ($k=2$): **0.015 m³/min**

Table 2: The results of Q actual calibration data

Plate	Flow rate m ³ /min	Pressure [Pa] mmHg	Temperature [Ta] °C	Temperature [Tm] °C	Δp_{meter} mmHg	$\Delta p_{Orifice}$ inH ₂ O	γ	Standard Flow [Q_s] m ³ /min
1	0.702	759.268	24.51	23.58	55.802	1.742	0.826	0.652
2	1.001	759.347	24.52	23.63	61.117	3.511	1.173	0.923
3	1.117	759.363	24.59	23.82	43.208	4.628	1.347	1.056
4	1.164	759.452	24.69	23.96	31.142	5.207	1.429	1.119
5	1.410	759.442	24.78	24.11	30.680	7.686	1.736	1.356

Slope (m): **1.29307**
 Intercept (b): **-0.01819**
 Correlation coefficient (r): **0.99986**
 Uncertainty ($k=2$): **0.015 m³/min**

End of Certificate of Calibration





CALIBRATION LABORATORY Co., LTD.

2/10-11,14,55 Soi Prasert Manukit 29 Yaek 4, Prasert Manukit Rd., Ladphrao, Bangkok 10230
Tel. 02-578-0353-4 Fax: 02-578-2672 www.cal-laboratory.com E-mail:sale@cal-laboratory.com



CERTIFICATE OF CALIBRATION

FOR

NOMENCLATURE : ELECTRONIC BALANCE
MANUFACTURER : METTLER TOLEDO
MODEL / TYPE : AB204-S
SERIAL NO. : 1123163290[MEC-LAB02]
CLID. NO. : 362101622
JOB CONTROL NO. : 250703076874
CALIBRATION SERVICE : ☐ IN-LABORATORY ☒ ON-SITE

CUSTOMER : MINE ENGINEERING CONSULTANT CO., LTD.

DATE OF RECEIVED : 03 July 2025

DATE OF ISSUED : 22 July 2025

The report of calibration shall not be reproduced except in full without approval of the Calibration Laboratory Co., Ltd.

Calibrated By : Chonvit Thongnat
Calibration Engineer

Approved By : Mongkol Yotsoontorn
Authorized Signatory

22 July 2025



This Calibration Certificate documents the traceability to national standards, which realize the units of measurement according to the International System of Units (SI)

Certificate No. Q25076874

F3-011-05/12-23

page 1 of 3



@clccalibration

REPORT OF CALIBRATION

FOR

NOMENCLATURE : **ELECTRONIC BALANCE**
MANUFACTURER : **METTLER TOLEDO**
MODEL / TYPE : **AB204-S**
SERIAL NO. : **1123163290[MEC-LAB02]**
LOCATION SITE : **LABORATORY**
DATE OF CALIBRATION : **17 July 2025**

ENVIRONMENT CONDITIONS :

Temperature : 22 °C to 23 °C

Relative Humidity : 50 % to 53 %

PROCEDURE USED :

This instrument was calibrated under procedure No. **CLC-CPMB-01** based on **EURAMET/cg-18/Version 4.0 (11/2015)**.

The calibration was performed by Comparison with Weight Set which maintained by the Calibration Laboratory Co., Ltd.

REFERENCE STANDARD USED :

Weight Set, Phoenix Class E2 S/N. WBS-SET-E2-01.

TRACEABILITY :

The measurements are traceable to International System of Units (SI), through National Institute of Metrology (Thailand).

Certificate No. MM-0132-24, Due Date 30 August 2026.

UNCERTAINTY :

The reported expanded uncertainty of measurement is stated as the standard uncertainty of measurement multiplied by the coverage factor complies with the table which for a normal distribution corresponds to a coverage probability of approximately 95%. It has been evaluated according to the "Evaluation of the Uncertainty of Measurement in Calibration (EA-4/02 M:2022)"



CONDITION OF CALIBRATION ITEM : RECEIVED IN GOOD OPERATIONAL CONDITION

MEASUREMENT RESULTS : (X) without adjustment () adjustment

CALIBRATION DATA

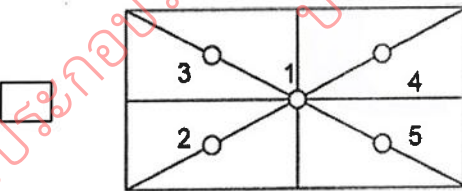
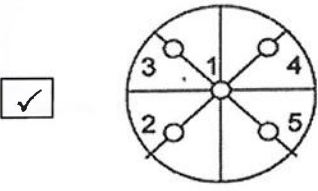
1. Error of indications

Nominal Test Value (g)	Conventional mass (g)	Display Value (g)	Error of Balance (g)	Uncertainty \pm (mg)	Coverage factor k
Unload	0.0000	0.0000	0.0000	0.06	2,32
0.0010	0.0010	0.0011	+0.0001	0.08	2,06
0.0100	0.0100	0.0101	+0.0001	0.08	2,06
0.1000	0.1000	0.1001	+0.0001	0.08	2,06
1.0000	1.0000	1.0000	0.0000	0.08	2,06
5.0000	5.0000	5.0001	+0.0001	0.09	2,05
10.0000	10.0000	9.9999	-0.0001	0.09	2,00
50.0000	50.0000	49.9999	-0.0001	0.10	2,00
100.0000	100.0000	100.0001	+0.0001	0.12	2,00
150.0000	150.0000	150.0000	0.0000	0.24	2,00
200.0000	200.0000	199.9999	-0.0001	0.24	2,00

2. Repeatability of indications

Nominal Test Value (g)	Standard Deviation of Reading (g)
200.0000	0.00009

3. Effect of eccentric application of a load on the indication

 						
Nominal Test Value (g)	Display Value (g)					Maximum Difference of Center Value (g)
	Position 1	Position 2	Position 3	Position 4	Position 5	
50.0000	50.0001	49.9999	50.0000	49.9999	49.9998	0.0003

Note. The Scope of Accredited ANAB Certificate No. ACDM-2814 Version 015 Page 50 of 68

This report is valid for the above stated instrument/s only.

End of Certificate

Certificate No. Q25076874

F3-011-05/12-23

page 3 of 3



@clccalibration



THAI METEOROLOGICAL DEPARTMENT

4353 Sukhumvit, Bangna, Bangkok 10260 Tel. 081-454-2804, 0-2399-0469

Calibration Certificate

Issued by : Calibration & Test Section : Meteorological Instruments Bureau

Date of Issue 5 August, 2025

Certification No. 286/25

Page : 1 of 2

Object : Wireless Wind Speed and Wind Direction

Manufacturer : SCARLET

Type : WL-21

Serial No. : Wireless Receiver 2306DR0001 ID No. : WS-8
Wind Sensor 2306DT00012

Customer : Mine Engineering Consultant Co., Ltd.

Calibration Condition : Temperature 25.1 °C Barometric Pressure 1009.5 hPa

NATIONAL STANDARD WIND TUNNEL :

: Micromanometer Theodor Friedrichs FC014 Serial No. 9310119

: HOOK GAGE NO 1425 Pitot Tube Theodor Friedrichs Type 0800.0000 serial 9023


N.I.S.T. Test Reference Number 731/241460 : Standard Velocity at 20 - 30 m/sec


: Ultrasonic Anemometer Model DA-650-3TV (sensor TR-90AH)

Serial Number 110730029 (sensor 120629586)

JAPAN QUALITY ASSURANCE ORGANIZATION

: Standard Velocity at 0 - 20 m/sec

Calibrated by : 
Mr. Watcharapol Subwat
Mechanical Engineer

Signed : 
Mr. Pisood Promsut





THAI METEOROLOGICAL DEPARTMENT

4353 Sukhumvit, Bangna, Bangkok 10260 Tel. 081-454-2804, 0-2399-0469

The Result of Calibration

Certification No. 286/25

5 August, 2025

Page : 2 of 2

Standard Ultrasonic Anemometer m/sec	HOOK GAGE NO. 1425			TESTED ANEMOMETER	
	Pressure inches H2O	Vacumm inches H2O	Velocity m/sec	Velocity m/sec	Correction m/sec
1.00	-	-	-	1.0	0.00
3.02	-	-	-	3.0	0.02
5.00	-	-	-	5.0	0.00
7.00	-	-	-	7.0	0.00
9.02	-	-	-	9.0	0.12
11.01	-	-	-	10.9	0.11
13.01	-	-	-	13.0	0.01
15.01	-	-	-	15.0	0.01
17.02	-	-	-	17.0	0.02
20.02	-	-	-	20.1	0.02

Wind Aloft Plotting Board.	
US.DEPARTMENT OF COMMERCE WEATHER BUREAU	
WIND DIRETION	TESTED WIND DIRECTION
0	0
90	90
180	180
270	270

Calibrated by :

Watchapol

Mr. Watcharapol Subwat
Mechanical Engineer

Calibration & Test Section
Meteorological Instruments Bureau



สถาบันวิจัยวิทยาศาสตร์และเทคโนโลยีแห่งประเทศไทย (วท.)

คำขอบริการที่ 21-68/0455

ที่ ศทม. ฟอ.บป. 14/0768

รายงานผลการสอบเทียบ

ชื่อผู้ขอบริการ : บริษัท ไมน์ เอ็นจิเนียริง คอนซัลแตนท์ จำกัด
ที่อยู่ : เลขที่ 2/114, 2/115 โครงการ เจเอสพี ซิตี รังสิต คลอง 1 ซอยรังสิต-นครนายก 34/1
ตำบลประชาธิปัตย์ อำเภอลำลูกเกด จังหวัดปทุมธานี 12130
สอบเทียบที่ : ห้องปฏิบัติการมาตรฐานทางไฟฟ้าและอิเล็กทรอนิกส์ ศูนย์ทดสอบและมาตรวิทยา
นิคมอุตสาหกรรมบางปู ซอย 1C ถนนสุขุมวิท อำเภอเมือง จังหวัดสมุทรปราการ 10280

เครื่องมือที่ทำการสอบเทียบ :

ประเภท : Sound Calibrator

ผู้ผลิต : Scarlet Tech

แบบ : ST-120

หมายเลขเครื่อง : ST120C0669E

สถานะแวดล้อม :

อุณหภูมิ : $(23 \pm 3) ^\circ\text{C}$

ความชื้นสัมพัทธ์ : $(50 \pm 15) \%$

ความดันบรรยากาศ : $(101.325 \pm 1.500) \text{ kPa}$

เครื่องมือมาตรฐานที่ใช้ : 1. Digital Function Synthesizer NF Electronic DF-193A S/N 122037.

2. Measuring Amplifier Bruel&Kjaer 2636 S/N 1537484.

3. Programmable Attenuator Tamagawa TPA-303A S/N OF 2214.

4. Digital Multimeter Agilent 34401A S/N MY44005560.

5. Pressure Transmitter Vaisala PTB202AD S/N T0650001.

6. Audio Analyzer Keithley 2015-P S/N 4106495.

7. Condenser Microphone Bruel&Kjaer 4180 S/N 2633526.

วิธีการสอบเทียบ : CP-102-04 based on IEC 60942-2003. The sound pressure level of instrument was measured by standard microphone using an insert voltage technique.

เครื่องมือนี้ได้รับการสอบเทียบกับเครื่องมือมาตรฐานของห้องปฏิบัติการมาตรฐานทางไฟฟ้า และอิเล็กทรอนิกส์ ซึ่งสอบกลับไปยังระบบหน่วยวัดระหว่างประเทศ (SI Units) โดยผ่านไปยังสถาบันมาตรวิทยาแห่งชาติ ข้อมูลในการสอบเทียบมีรายละเอียดตามเอกสารแนบ โดยค่าความไม่แน่นอนในที่นี้ใช้อ้างอิง ณ ตำแหน่งที่ทำการวัดเท่านั้น

วันที่รับเครื่อง : 2 ก.ค. 2568

วันที่สอบเทียบ : 17 ก.ค. 2568

1/3

รายงาน/ใบรับรองฉบับนี้มีผลเฉพาะกับตัวอย่างที่นำมาทดสอบ/สอบเทียบ หรือการให้ค่ากำหนดเท่านั้น (แล้วแต่กรณี)
การนำรายงานผล/ใบรับรองนี้ไปโฆษณาและการคัดลอกหรือการนำผลบางส่วนไปเผยแพร่ต่อสาธารณะต้องได้รับอนุญาตเป็นลายลักษณ์อักษรจากผู้ว่า การ วท.

FM.BL.MTC.001 Rev.4

สถาบันวิจัยวิทยาศาสตร์และเทคโนโลยีแห่งประเทศไทย (วว.)

คำขอบริการที่ 21-68/0455

ที่ สทม. ฟอ.บป. 14/0768

ค่าความไม่แน่นอนจำนวนที่ค่า Coverage Factor k เท่ากับ 2 และระดับความเชื่อมั่นที่ 95% โดยประมาณ

Nominal Output of Unit Under Test = 94 dB re 20 μ Pa at 1000 Hz

Acoustic Output in dB re 20 μ Pa , Corrected to Reference Conditions : 101.325 kPa , 23.0 °C and 50 %RH

1. Sound Pressure Level

Standard Microphone Type	Measured Sound Pressure Level (dB)	Deviated value (dB)	Uncertainty (dB)	Tolerance limit IEC60942:2003 Class 1
1/2 inch Bruel&Kjaer 4180	94.03	0.03	± 0.10	± 0.40 dB

2. Frequency

Standard Microphone Type	Measured Frequency (Hz)	Deviated value (Hz)	Uncertainty (Hz)	Tolerance limit IEC60942:2003 Class 1
1/2 inch Bruel&Kjaer 4180	999.3	-0.7	± 1.5	$\pm 1.0\%$

3. Total distortion

Standard Microphone Type	Measured Total distortion (%)	Uncertainty (%)	Tolerance limit IEC60942:2003 Class 1
1/2 inch Bruel&Kjaer 4180	1.10	± 0.60	$\pm 3.0\%$

- หมายเหตุ :
1. ไม่มีการปรับเทียบ
 2. ค่าที่วัดได้ ไม่รวมค่าแก้ไขที่เกิดจาก calibrator pressure
 3. ค่าที่วัดได้ ไม่รวมค่าแก้ไขที่เกิดจาก microphone volume

วันที่สอบเทียบ : 17 ก.ค. 2568

2/3

รายงาน/ใบรับรองฉบับนี้มีผลเฉพาะกับตัวอย่างที่นำมาทดสอบ/สอบเทียบ หรือการให้ค่ากำหนดเท่านั้น (แล้วแต่กรณี)
การนำรายงานผล/ใบรับรองนี้ไปโฆษณาและการคัดลอกหรือการนำผลบางส่วนไปเผยแพร่ต่อสาธารณะต้องได้รับอนุญาตเป็นลายลักษณ์อักษรจากผู้ว่าการ วว.

FM.BL.MTC.001 Rev.4

สถาบันวิจัยวิทยาศาสตร์และเทคโนโลยีแห่งประเทศไทย (วว.)

คำขอบริการที่ 21-68/0455

ที่ สทม. ฟอ.บป. 14/0768

Nominal Output of Unit Under Test = 114 dB re 20 μ Pa at 1000 Hz

Acoustic Output in dB re 20 μ Pa , Corrected to Reference Conditions : 101.325 kPa , 23.0 °C and 50 %RH

1. Sound Pressure Level

Standard Microphone Type	Measured Sound Pressure Level (dB)	Deviated value (dB)	Uncertainty (dB)	Tolerance limit IEC60942:2003 Class 1
1/2 inch Bruel&Kjaer 4180	114.07	0.07	± 0.10	± 0.40 dB

2. Frequency

Standard Microphone Type	Measured Frequency (Hz)	Deviated value (Hz)	Uncertainty (Hz)	Tolerance limit IEC60942:2003 Class 1
1/2 inch Bruel&Kjaer 4180	999.3	-0.7	± 1.5	$\pm 1.0\%$

3. Total distortion

Standard Microphone Type	Measured Total distortion (%)	Uncertainty (%)	Tolerance limit IEC60942:2003 Class 1
1/2 inch Bruel&Kjaer 4180	0.22	± 0.50	$\pm 3.0\%$

- หมายเหตุ :
1. ไม่มีการปรับเทียบ
 2. ค่าที่วัดได้ไม่รวมค่าแก้ไขที่เกิดจาก calibrator pressure
 3. ค่าที่วัดได้ไม่รวมค่าแก้ไขที่เกิดจาก microphone volume

ผู้สอบเทียบ :
(นายวีรัชย์ ดีชัยยะ)

ผู้รับรอง :
(นายประเวช กล้วยป่า)

วันที่สอบเทียบ : 17 ก.ค. 2568
วันที่ออก : 17 ก.ค. 2568

ตำแหน่งผู้อำนวยการ
ห้องปฏิบัติการมาตรฐานทางไฟฟ้าและอิเล็กทรอนิกส์
ศูนย์ทดสอบและมาตรวิทยา
หมายเลขอ้างอิง : 2011268070202534001 3 / 3

สิ้นสุดรายงานผล

รายงาน/ใบรับรองฉบับนี้มีผลเฉพาะกับตัวอย่างที่นำมาทดสอบ/สอบเทียบ หรือการให้คำกำหนดเท่านั้น (แล้วแต่กรณี)
การนำรายงานผล/ใบรับรองนี้ไปโฆษณาและการคัดลอกหรือการนำผลบางส่วนไปเผยแพร่ต่อสาธารณะต้องได้รับอนุญาตเป็นลายลักษณ์อักษรจากผู้ว่าการ วว.

FM.BL.MTC.001 Rev.4



CALIBRATION LABORATORY Co., LTD.

2/10-11,14,55 Soi Prasert Manukit 29 Yaek 4, Prasert Manukit Rd., Ladphrao, Bangkok 10230
Tel. 02-578-0353-4 Fax: 02-578-2672 www.cal-laboratory.com E-mail:sale@cal-laboratory.com



CERTIFICATE OF CALIBRATION

FOR

NOMENCLATURE : VIBRATION METER
MANUFACTURER : INSTANTEL
MODEL / TYPE : 721A2501/721A3301
SERIAL NO. : UM11031/UM14539
CLID. NO. : 252501574
JOB CONTROL NO. : 250628075356
CALIBRATION SERVICE : ☒ IN-LABORATORY ☐ ON-SITE

CUSTOMER : MINE ENGINEERING CONSULTANT CO., LTD.

DATE OF RECEIVED : 28 June 2025

DATE OF ISSUED : 02 July 2025

The report of calibration shall not be reproduced except in full without approval of the Calibration Laboratory Co., Ltd.

Calibrated By :

Suwit Phuanbusabong

Calibration Engineer

Approved By :

Mongkol Yotsoontorn

Authorized Signatory

02 July 2025



This Calibration Certificate documents the traceability to national standards, which realize the units of measurement according to the International System of Units (SI)

Certificate No. Q25075356

F3-011-05/12-23

page 1 of 3



@clccalibration



CALIBRATION LABORATORY Co., LTD.

2/10-11,14,55 Soi Prasert Manukit 29 Yaek 4, Prasert Manukit Rd., Ladphrao, Bangkok 10230
Tel. 02-578-0353-4 Fax: 02-578-2672 www.cal-laboratory.com E-mail:sale@cal-laboratory.com



REPORT OF CALIBRATION

FOR

NOMENCLATURE : **VIBRATION METER**
MANUFACTURER : **INSTANTEL**
MODEL / TYPE : **721A2501/721A3301**
SERIAL NO. : **UM11031/UM14539**
DATE OF CALIBRATION : **30 June 2025**

ENVIRONMENT CONDITIONS :

Temperature : $(23 \pm 2) ^\circ\text{C}$

Relative Humidity : $(55 \pm 15) \% \text{RH}$

PROCEDURE USED :

This instrument was calibrated under procedure No. **CLC-CPEE-08** based on **ISO 16063-21** as calibration guideline.
The calibration was performed by using Digital Multimeter, Universal Counter, Accelerometer and Measuring Amplifier which maintained by the Calibration Laboratory Co., Ltd.

REFERENCE STANDARD USED :

1. Universal Counter, Hewlett Packard Model 5315A S/N. 2448A13042.
2. Digital Multimeter, Hewlett Packard Model 34401A S/N. 3146A75935.
3. Accelerometer with Measuring Amplifier, Bruel & Kjaer Model 8305, 2625 S/N. 397018, 2434988.

TRACEABILITY :

1. The measurements are traceable to International System of Units (SI), through Aeronautical Radio of Thailand Ltd. Certificate No. 07-0006/25, Due Date 20 January 2026.
2. The measurements are traceable to International System of Units (SI), through National Institute of Metrology (Thailand) Certificate No. EE-0143-24, Due Date 06 December 2025.
3. The measurements are traceable to International System of Units (SI), through National Institute of Metrology (Thailand) Certificate No. AV-0056-24, Due Date 14 December 2025.

UNCERTAINTY :

The reported expanded uncertainty of measurement is stated as the standard uncertainty of measurement multiplied by the coverage factor $k = 2,00$ which for a normal distribution corresponds to a coverage probability of approximately 95 %.
It has been evaluated according to the "Evaluation of the Uncertainty of Measurement in Calibration (EA-4/02 M:2022)"

Certificate No. **Q25075356**

F3-011-05/12-23

page 2 of 3



@clccalibration

CONDITION OF CALIBRATION ITEM : RECEIVED IN GOOD OPERATIONAL CONDITION

MEASUREMENT RESULTS : (X) without adjustment () adjustment

CALIBRATION DATA

VELOCITY RESULT

Test point		Mode	STD Reading	DUC Reading	Correction	Uncertainty
(mm/s)	(frequency)		(mm/s)	(mm/s)	(mm/s)	± (% of rdg.)
10.00	160 Hz	peak	10.000	9.865	+0.135	1.3
20.00	160 Hz		20.000	19.723	+0.277	1.0
30.00	160 Hz		30.000	29.664	+0.336	0.9
40.00	160 Hz		40.000	39.502	+0.498	0.9
50.00	160 Hz		50.000	49.412	+0.588	0.9

Note. The Scope of Accredited ANAB Certificate No. ACDM-2814 Version 015 Page 2 of 68

This report is valid for the above stated instrument/s only.

End of Certificate

Certificate No. Q25075356

F3-011-05/12-23

page 3 of 3



Certificate of Calibration

Certificate No. : 68-400524-1

Page : 1 of 2

Submitted by : Mine Engineering Consultant Co., Ltd.



Equipment : Temperature controlled enclosure (Oven)

Manufacturer : Memmert

Model : UF110

Range : N/A °C

Resolution : 0.1 °C

Serial No. : B418.1125

ID No. : N/A

Environment : On site calibration was carried out at the Laboratory,

Mine Engineering Consultant Co., Ltd.

Ambient Temperature : (29.9 to 32.0) °C

Relative Humidity : (54 to 61) %

Line Voltage : (220.0 to 228.0) V

Date of Received : 26 September 2025

Date of Calibration : 26 September 2025

Date of Issue : 26 September 2025

Calibrated by : Permpon Chanpu

Calibration Method : CAL-M4004, TLAS G-20

The temperature scale used was based on ITS-90

Reference Standard Instruments : This certification is traceable to the International System of Units

Standard Digital Thermometer with Thermocouple probe

ID No.	Cert. No.	Due Date	Traceability
400029 & 400032	68-400217-1	28 Oct 2025	National Institute of Metrology Thailand (NIMT)

Approved by :

(Permpon Chanpu)

Supervisor

The Uncertainties are for a confidence probability of approximately 95%

This certificate may not be reproduced other than in full except with the prior written approval of the Calibratech Co.,Ltd.



Certificate of Calibration

Certificate No. : 68-400524-1

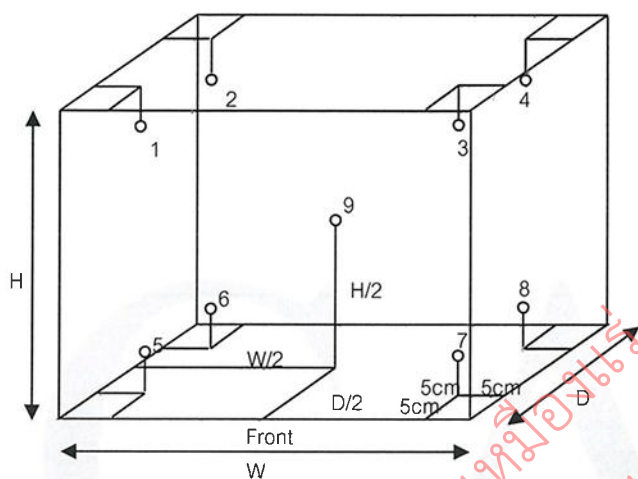
Page : 2 of 2

Result of Calibration : Without Adjustment

UUC Condition As-Received : Good

Function : Temperature measurement

This instrument was setting air ventilation at position 0 (close)



Inside of Chamber

W = 0.56 m

D = 0.40 m

H = 0.48 m

Capacity = 0.11 m³

Test Point (°C)	Setting Temperature (°C)	Indicating Temperature (°C)	Measured Temperature (°C) @ Sensor No.									Uncertainty (± °C)
			1	2	3	4	5	6	7	8	9	
85.0	85.0	85.0	85.2	84.7	85.3	85.1	85.1	85.0	84.9	84.9	84.9	0.66
104.0	104.0	104.0	104.0	103.4	104.3	104.1	104.2	104.1	104.0	103.9	104.1	0.70
180.0	180.0	180.0	181.0	179.6	182.0	180.8	181.0	180.5	180.4	180.1	180.6	0.95

Test Point (°C)	Setting Temperature (°C)	Indicating Temperature (°C)	Measured Uniformity (°C)	Measured Stability (°C)	Overall Variation (°C)
85.0	85.0	85.0	0.4	0.2	0.9
104.0	104.0	104.0	0.7	0.2	1.2
180.0	180.0	180.0	1.5	0.2	2.6

Remark The uncertainty is not combine uniformity of the air chamber

This result of calibration was found accurate as shown on date and place of calibration only.

This reported uncertainty of measurement was based on a standard uncertainty multiplied by a coverage factor k = 2 , providing a level of confidence of approximately 95%

- o0o -



CERTIFICATE OF CALIBRATION

FOR

NOMENCLATURE : pH METER
MANUFACTURER : EUTECH INSTRUMENTS
MODEL / TYPE : PH700
SERIAL NO. : 983068/93X218814/93X052911[MEC-LAB06]
CLID. NO. : 372200480
JOB CONTROL NO. : 250703076876
CALIBRATION SERVICE : ☐ IN-LABORATORY ☒ ON-SITE

CUSTOMER : MINE ENGINEERING CONSULTANT CO., LTD.

PRACHATHIPAT, THANABURI, PATHOM THANI 12150 THAILAND

DATE OF RECEIVED : 03 July 2025

DATE OF ISSUED : 23 July 2025

The report of calibration shall not be reproduced except in full without approval of the Calibration Laboratory Co., Ltd.

Calibrated By : Sukgaseem Seehanart
Wenick Inchaisri
Calibration Engineer



Approved By : Mongkol Yotsoontorn
Authorized Signatory
23 July 2025



This Calibration Certificate documents the traceability to national standards, which realize the units of measurement according to the International System of Units (SI)

Certificate No. Q25076876

F3-011-05/12-23

page 1 of 4





CALIBRATION LABORATORY Co., LTD.

2/10-11,14,55 Soi Prasert Manukit 29 Yaek 4, Prasert Manukit Rd., Ladphrao, Bangkok 10230
Tel. 02-578-0353-4 Fax: 02-578-2672 www.cal-laboratory.com E-mail:sale@cal-laboratory.com



REPORT OF CALIBRATION

FOR

NOMENCLATURE : pH METER
MANUFACTURER : EUTECH INSTRUMENTS
MODEL / TYPE : PH700
SERIAL NO. : 983068/93X218814/93X052911[MEC-LAB06]
LOCATION SITE : LABORATORY
DATE OF CALIBRATION : 17 July 2025

ENVIRONMENT CONDITIONS :

Temperature : 23°C to 25°C

Relative Humidity : 50% to 55%

PROCEDURE USED :

This instrument was calibrated under procedure No. **CLC-CPCH-01** [pH Meter]. The calibration was performed by direct measurement with Certified Reference Material (CRM).

This instrument was calibrated under procedure No. **CLC-CPTH-03** [Temperature] based on **ASTM E 644-04** as calibration guidelines. The calibration was performed by using Micro Calibration Bath, Precision Thermometer and IPRT which maintained by the Calibration Laboratory Co., Ltd.

REFERENCE STANDARD USED :

1. pH Standard Solution, NIMT TRM CODE TRM-S-2002, TRM CODE TRM-S-2003, TRM CODE TRM-S-2007.
2. pH Standard Solution, Control Company Catalog Number 06664260,11754256, Lot Number CC787362.
3. Micro Calibration Bath, Kambic Model OBM-LT S/N. 18015718.
4. Precision Thermometer, Wika Model CTH 7000 S/N. 014471/18.
5. IPRT, ASL Model T100-450-1D S/N. L1123A-1-5.

Certificate No. Q25076876

F3-011-05/12-23

page 2 of 4



@clccalibration



CALIBRATION LABORATORY Co., LTD.

2/10-11,14,55 Soi Prasert Manukit 29 Yaek 4, Prasert Manukit Rd., Ladphrao, Bangkok 10230
Tel. 02-578-0353-4 Fax: 02-578-2672 www.cal-laboratory.com E-mail:sale@cal-laboratory.com



TRACEABILITY :

1. The measurements are traceable to International System of Units (SI) , through National Institute of Metrology (Thailand).
Lot Number. 260124 , 080124 , 120124. Due Date 23 January 2026.
2. The measurements are traceable to International System of Units (SI) , through Control Company.
Certificate No. 4281-14495731 , Due Date 27 September 2025.
3. The measurements are traceable to International System of Units (SI) , through Calibration Laboratory Co., Ltd.
Certificate No. Q24121000, Due Date 21 November 2025.
4. The measurements are traceable to International System of Units (SI) , through Thailand Institute of Scientific and Technological Research (TISTR). Certificate No. PSL-T 1043/67, Due Date 16 October 2025.
5. The measurements are traceable to International System of Units (SI) , through National Institute of Metrology (Thailand).
Certificate No. TT-1023-25, Due Date 16 May 2026.

UNCERTAINTY :

The reported expanded uncertainty of measurement is stated as the standard uncertainty of measurement multiplied by the coverage factor complies with the table which for a normal distribution corresponds to a coverage probability of approximately 95 %.

It has been evaluated according to the "Evaluation of the Uncertainty of Measurement in Calibration (EA-4/02 M:2022)"

Certificate No. Q25076876

F3-011-05/12-23

page 3 of 4



@clccalibration

CONDITION OF CALIBRATION ITEM : RECEIVED IN GOOD OPERATIONAL CONDITION

MEASUREMENT RESULTS : (X) without adjustment () adjustment

The table in the following gives the calibration results and associated measurement uncertainties of pH meter.

CALIBRATION DATA

1. pH METER RESULT @ 25 °C

Standard pH Buffer Solution (pH)	pH Meter Reading (pH)	pH Meter Reading (mV)	Correction (pH)	Uncertainty of pH Measurement (± pH)	k Factor
1.684	1.68	307	+0.004	0.010	2,00
4.003	4.01	177.2	-0.007	0.010	2,00
7.005	7.01	-2.1	-0.005	0.013	2,00
10.015	10.02	-169.0	-0.005	0.014	2,00

Note. The Scope of Accredited ANAB Certificate No. ACDM-2814 Version 015 Page 4 of 68

2. TEMPERATURE RESULT

Immersion depth (mm)	Actual Temperature (°C)	DUC Reading (°C)	Correction (°C)	Uncertainty ± (°C)
100	25.01	25.0	+0.01	0.14

Technical Note. Type of sensor : Thermistor

Probe Ø 4 mm

Materials : Metal Sheath.

The reported uncertainty is based on a standard uncertainty multiplied by coverage factor of $k = 2,00$.

Note. The Scope of Accredited ANAB Certificate No. ACDM-2814 Version 015 Page 56 of 68

This report is valid for the above stated instrument/s only.

End of Certificate

Certificate No. Q25076876

F3-011-05/12-23

page 4 of 4



Avio200 Preventive Maintenance Report

Company Name:


Instrument Location:

Instrument Serial No.:

Date:

ICP-OES/Avio200 Preventive Maintenance (PM)

Company Name:			
Address (Instrument Location):			
Serial Number:		PM Number:	
Customer Name (if applicable):		Telephone Number:	
Service Engineer Name:		Service Order Number:	
Date PM Performed: (DD-MMM-YYYY)		Next PM Due Date: (DD-MMM-YYYY)	
Standard Labor Hours to Complete PM :		4 hours	

Part Number	Release	Publication Date	
09370140 Rev.5	B	January 2018	

Scope

The purpose of this PM is to ensure the continued functionality of the PerkinElmer/Avio200 by inspecting and replacing any worn or damaged parts. This service should only be performed by a trained representative of PerkinElmer.

The customer should save their method before the PM begins.

General Instructions:

The customer must provide the engineer operational data to demonstrate recent instrument performance prior to starting the PM. Always check with the customer before making any changes that may affect the customer's analysis or calibration, including a current back-up of system software and/or data files. The completed document should be signed by an authorized PerkinElmer and customer representative and left with the customer. Update the PM sticker and instrument logbook as required.

Copyright Information

This document contains proprietary information that is protected by copyright. All rights are reserved. No part of this publication may be reproduced in any form whatsoever or translated into any language without the prior, written permission of PerkinElmer, Inc. **Copyright © 2013 PerkinElmer, Inc.**

Trademarks

Registered names, trademarks, etc. used in this document, even when not specifically marked as such, are protected by law. PerkinElmer is a registered trademark of PerkinElmer, Inc. All other trademarks and registered trademarks not owned by PerkinElmer, Inc. or its subsidiaries that are depicted herein are the property of their respective owners.

Except as specifically set forth in its terms and conditions of sale, PerkinElmer makes no Warranty of any kind with regard to this document, including, but not limited to, the implied warranties of merchantability and fitness for a particular purpose.

PerkinElmer shall not be liable for incidental or consequential damages in connection with the furnishing or use of this document.

Component List

Component / Specific Model	Serial #	Configuration Notes

Parts Lists

Parts Included with the PM		
Part Number (if applicable)	Description	Quantity
09995098	Air Filter-Spectrometer	
N077520	Air Filter-RF Generator	
09992731	Axial Window	
B0810377	Radial Window	
N0770438	O-ring kit, injector support adapter	
N0780437	O-ring kit, torch	

Additional Reagents and Standards Required for PM				
Part Number (if applicable)	Description	Quantity	Batch/Lot #	Expiration Date: (MM/YY)
N0691579	Multi-Element Standard (N069-1579 diluted 10X)	1		
N9300221	Instrument Calibration-4 (N9300221 diluted 100X)	1		

Procedure Checklist

Use (✓) to check off those steps in the checklist that have been completed.

1. General:

- ☐ Ask customer about unit's performance since last visit.
- ☐ Check incoming AC line voltage under load for proper levels and grounding.
- ☐ Is the instrument operational?

2. Mechanical:

- ☐ Inspect and clean all fans and filters.
- ☐ Inspect and replace torch components and necessary.

Torch Components Replaced: ☐ Yes ☐ No

If yes, list components replaced:

- ☐ Inspect all tubing for signs of cracking or leaking and replace as necessary.

Tubing Replaced: ☐ Yes ☐ No

If yes, list tubing replaced:

- ☐ Inspect the peristaltic pump for proper operation.
- ☐ Check and adjust if necessary, the external nitrogen, argon shear gas and water supply pressures.
- ☐ Check and adjust if necessary, the internal nitrogen, main argon, torch argon and shear gas pressures

Regulator	Measured Pressure	Set Pressure
Nitrogen	N/A	NA (calibrated in Factory)
Main Argon		76psig
Torch Argon		67psig
Shear Gas		65psig
Water		35psi

- ☐ Check the shear gas nozzle for blockages and proper, uniform flow.
- ☐ Inspect nitrogen Hi/Low purge and shear gas solenoids for proper function.
- ☐ Inspect the function of all spectrometer motors. Drive the motors from the Spectrometer DCM. Check all motors, couplings, set screws, gears or drive assembly located on the spectrometer (prism/grating wavelength drives, slits, shutter, DV mirror, X/Y mirror) if problems are found.
- ☐ Perform preventative maintenance on the chiller as required. Make the customer aware of the importance of maintaining the chiller fluid level and filter replacement.
- ☐ Drain air compressor surge tank.
- ☐ Clean exterior of instrument.

3. Electrical:

- ☐ Visually inspect all PC boards for cleanliness and signs of corrosion.
 - ☐ Check all RF generator and spectrometer power supply voltages.
 - ☐ Run instrument diagnostic checks from the appropriate Device Control Module.

RF Generator:

- ☐ Check the RF generator status screens.
- ☐ Check the function of all interlocks.

Spectrometer:

- ☐ Check the spectrometer status screens.
- ☐ Check for proper function of all motors from the Motor Control window.

4. Optical:

- ☐ Check the neon lamp for proper operation.
- ☐ Ensure that neon initialization passes at power up.
- ☐ Ensure that there is a single, well defined peak of sufficient intensity (approximately 15,000 to 60,000 cts.) for the 703.241nm neon line viewed in the DCM Collect Spectra window. Re-generate the neon correction table if problems are encountered. If problems are still exhibited after the table is re-generated, replace the neon lamp assembly.

Neon Lamp Replaced: ☐Yes ☐No

- ☐ Perform the Initialize Optics routine from the Spectrometer Control window.
- ☐ Insure that the routine passes with no error codes. If it fails, run a manual prism scan from the spectrometer DCM.
- ☐ Insure the Dark Current measurement (Detector Calibration) passes at initialization.
- ☐ Check the shutter home sensor position.
- ☐ Check prism/electronics temperature sensor readback values from the DCM. It is normal for these readings to be shown in red. A typical prism temperature is approximately 29.5 degree C. A typical electronics temperature is approximately 35 degree C.
- ☐ Check the detector temperature from the DCM for -7.0 to -8.5 degree C. If outside of this range the detector cooling fan may not be operational. Further inspection may be necessary.
- ☐ Inspect for proper function of the transfer optics. 1) shutter 2) DV mirror 3) X/Y mirror.
- ☐ Clean or replace the axial and radial view windows as necessary.

Axial Window Replaced: ☐Yes ☐No
Radial Window Replaced: ☐Yes ☐No

5. Post PM Performance Tests:

- ☐ Perform View Align.

5.1 Spectral Resolution:

- ☐ Measure the spectrometers ability to separate two adjacent wavelengths.

Parameter	Specification	Test Result	Pass/Fail
As 193.696 - Resolution	≤0.009		
Ni 231.604 - Resolution	≤0.011		
Ni 341.476 - Resolution	≤0.015		
Ba 455.403 - Resolution	≤0.020		

5.2 Precision:

- ☐ Test for reproducibility of a set of measurement.

Parameter	Specification	Test Result	Pass/Fail
Zn 213.856	%RSD \leq 1 %		
Mg 280.856	%RSD \leq 1 %		
Mg 285.207	%RSD \leq 1 %		
Ba 455.403	%RSD \leq 1 %		

5.4 Mn BEC:

- ☐ Run Axial and Radial BEC according to the A&T spec, or the commissioning test procedure.

Mn Background Equivalent Concentration:

Method "MnBEC" For Samples "IB (2%HNO3)" and "IS (N069-1579/10)", record intensities.

Calculated BEC: $BEC = (IB * Conc \text{ of Std}) / (IS - IB)$. Where Conc of Std = 1,000 PPB

Element	Mode	Conc.	IB	IS	
Mn 257.610	Radial	1,000 ppb			
Mn 257.610	Axial	1,000 ppb			
Mn 257.610	IB*Conc.	IS - IB	BEC	Spec	Pass/Fail
Radial				<30 PPB	
Axial				<30 PPB	

6. Review:

- ☐ Review with the customer PM work performed.
- ☐ Discuss recommended customer supplied materials to have on hand.
- ☐ Attach PM sticker.



SCIMET Co., Ltd.
1194 Soi Wachirathamsathit 57, Bangchak,
Phrakhanong, Bangkok 10260 Thailand
Email:scimet2022@gmail.com, Tel: 02 460 9239
https://www.scimet.co.th



Certificate No. C07240190

Calibration Certificate

Equipment: SPECTROPHOTOMETER
Model: 723C
Serial No.(or ID): 2C41301043 (MEC-LAB11)
Manufacturer: KWF
Condition: In Condition

Job No.: KSMT2403525
Received Date: 24 December 2024
Issued Date: 24 December 2024
Page: 1 of 3

Customer

MINE ENGINEERING CONSULTANT CO.,LTD.

Calibration Place

MINE ENGINEERING CONSULTANT CO.,LTD.

Calibration Date

24 December 2024

Environment Condition

Temperature: 25.8 °C \pm 0.4 °C
Humidity: 49.8 %RH \pm 3.4 %RH

The Method used

In-house method, WI07, based on ASTM E 275-08 and
ASTM E 387-04

Traceability

This certificate is traceable to the CRM maintained by National Institute
of Standards and Technology (NIST) through Starna Scientific Limited.

The standard for Wavelength Certificate No. 108691 and 108692

The standard for Photometric Certificate No. 109010 , 114655

This certificate is issued the units of measurement according to the International System of Units (SI). It provides traceability of measurement to international or national standard or other recognized national standard laboratories.

The measurement uncertainty stated is the expanded uncertainty which is obtained from the standard uncertainty multiplied by the coverage factor ($k=2$) to provide a level of confidence of approximately 95%. It is determined in accordance with the Guide to Expression of Uncertainty in Measurement (GUM).

These results may be affected by deviations from specified conditions. The results relate only to the items tested, calibrated or sampled. The report shall not be reproduced except in full without approval of SCIMET Co., Ltd.

(Mr. Siwapan Srijan)
Person in charge



(Mr. Thalerngkeat Pongngam)
Authorized signatory

Condition of reference standards Instruments / CRM:

<u>Instruments</u>	<u>Set No.</u>	<u>Certificate No.</u>	<u>Due date</u>
Holmium Oxide Glass Reference	121512	108691	25-Jan-25
Didymium Oxide Glass Reference	119722	108692	25-Jan-25
Neutral Density Filter Reference	12276	109010 , 114655	2-Feb-25

Calibration Results:
Without Adjustment

Wavelength Accuracy (nm), The spectral bandwidth of Std at 4 nm and UUC at 4 nm

Standard Wavelength (nm)	Unit Under Calibration (nm)	Correction (nm)	Uncertainty of Measurement (± nm)
417.67	417.9	-0.23	0.14
440.74	441.0	-0.26	0.14
448.99	448.5	0.49	0.14
472.22	472.5	-0.28	0.14
513.70	513.8	-0.10	0.14
537.49	537.5	-0.01	0.14
574.60	574.4	0.20	0.14
641.76	642.0	-0.24	0.14
684.63	684.9	-0.27	0.14
740.27	740.6	-0.33	0.14
748.28	748.7	-0.42	0.14
807.16	807.5	-0.34	0.14
879.70	880.0	-0.30	0.14

Calibration Results:

Without Adjustment

Photometric Accuracy (Absorbance)

Wavelength	Standard absorbance (Abs)	Unit Under Calibration (Abs)	Correction (Abs)	Uncertainty of Measurement(\pm Abs)
420 nm	0.0000	0.000	0.0000	0.0045
	0.2373	0.235	0.0023	0.0045
	0.5617	0.564	-0.0023	0.0045
	0.7392	0.741	-0.0018	0.0045
	1.0550	1.059	-0.0040	0.0045
440 nm	0.0000	0.000	0.0000	0.0045
	0.2335	0.232	0.0015	0.0045
	0.5513	0.552	-0.0007	0.0045
	0.7230	0.724	-0.0010	0.0045
	1.0324	1.035	-0.0026	0.0045
465 nm	0.0000	0.000	0.0000	0.0045
	0.2126	0.211	0.0016	0.0045
	0.5036	0.506	-0.0024	0.0045
	0.6735	0.675	-0.0015	0.0045
	0.9615	0.964	-0.0025	0.0045
546.1 nm	0.0000	0.000	0.0000	0.0045
	0.2201	0.219	0.0011	0.0045
	0.5176	0.519	-0.0014	0.0045
	0.6930	0.693	0.0000	0.0045
	0.9908	0.992	-0.0012	0.0045
590 nm	0.0000	0.000	0.0000	0.0045
	0.2443	0.243	0.0013	0.0045
	0.5530	0.554	-0.0010	0.0045
	0.7196	0.718	0.0016	0.0045
	1.0301	1.029	0.0011	0.0045
635 nm	0.0000	0.000	0.0000	0.0045
	0.2646	0.263	0.0016	0.0045
	0.5370	0.538	-0.0010	0.0045
	0.6862	0.685	0.0012	0.0045
	0.9822	0.982	0.0002	0.0045

The End of Certificate

Statements of conformity:

This conformity certificate documents the validity of the following statements of conformity based on the measurement results of corresponding calibration certificate:

The error of temperature determined during calibration are under given measurement and environmental conditions and considering the expanded measurement uncertainty (coverage probability 95%) within the specification. The given measurement uncertainty already includes other all effects by according to the standard method, ASTM E 275-08 and ASTM E 387-04. Therefore, those parameters have not been assessed separately.

Tolerance and Decision rules:

Assessment of the conformity of the measurement device are done based on direct comparison of the relevant measurement results with the tolerances and decision rule are prescribed by the customer.

- Decision rule :** ☐ Choice A Binary Statement for Simple Acceptance Rule ($w = 0$), Specific Risk $< 50\%$ PFA.
- ☒ Choice B Non-binary statement with guard band ($w = 1 U$), Pass or Fail Specific Risk $< 2.5\%$ PFA and Condition Pass or Condition Fail Specific Risk $< 50\%$ PFA.
- ☐ Choice C Customer defined, Customers may define arbitrary multiple of r to have applied as guard band ($w = r U$).
- ; PFA – Probability of False Accept



(Mr. Thalerngkeat Pounngam)

Authorized signatory

Without Adjustment

Wavelength Accuracy (nm), The spectral bandwidth of Std at 4 nm and UUC at 4 nm

Unit Under Calibration	Correction	Guard Band (w)	Tolerance (\pm)	Conformity
417.9	-0.23	0.14	1.0	Pass
441.0	-0.26	0.14	1.0	Pass
448.5	0.49	0.14	1.0	Pass
472.5	-0.28	0.14	1.0	Pass
513.8	-0.10	0.14	1.0	Pass
537.5	-0.01	0.14	1.0	Pass
574.4	0.20	0.14	1.0	Pass
642.0	-0.24	0.14	1.0	Pass
684.9	-0.27	0.14	1.0	Pass
740.6	-0.33	0.14	1.0	Pass
748.7	-0.42	0.14	1.0	Pass
807.5	-0.34	0.14	1.0	Pass
880.0	-0.30	0.14	1.0	Pass

Without Adjustment

Photometric Accuracy (Absorbance)

Wavelength	Unit Under Calibration	Correction	Guard Band (w)	Tolerance (\pm)	Conformity
420 nm	0.000	0.0000	0.0045	0.010	Pass
	0.235	0.0023	0.0045	0.010	Pass
	0.564	-0.0023	0.0045	0.010	Pass
	0.741	-0.0018	0.0045	0.010	Pass
	1.059	-0.0040	0.0045	0.010	Pass
440 nm	0.000	0.0000	0.0045	0.010	Pass
	0.232	0.0015	0.0045	0.010	Pass
	0.552	-0.0007	0.0045	0.010	Pass
	0.724	-0.0010	0.0045	0.010	Pass
	1.035	-0.0026	0.0045	0.010	Pass
465 nm	0.000	0.0000	0.0045	0.010	Pass
	0.211	0.0016	0.0045	0.010	Pass
	0.506	-0.0024	0.0045	0.010	Pass
	0.675	-0.0015	0.0045	0.010	Pass
	0.964	-0.0025	0.0045	0.010	Pass
546.1 nm	0.000	0.0000	0.0045	0.010	Pass
	0.219	0.0011	0.0045	0.010	Pass
	0.519	-0.0014	0.0045	0.010	Pass
	0.693	0.0000	0.0045	0.010	Pass
	0.992	-0.0012	0.0045	0.010	Pass
590 nm	0.000	0.0000	0.0045	0.010	Pass
	0.243	0.0013	0.0045	0.010	Pass
	0.554	-0.0010	0.0045	0.010	Pass
	0.718	0.0016	0.0045	0.010	Pass
	1.029	0.0011	0.0045	0.010	Pass
635 nm	0.000	0.0000	0.0045	0.010	Pass
	0.263	0.0016	0.0045	0.010	Pass
	0.538	-0.0010	0.0045	0.010	Pass
	0.685	0.0012	0.0045	0.010	Pass
	0.982	0.0002	0.0045	0.010	Pass

The validity of the statements of conformity cannot be guaranteed for different places of use, environmental conditions or improper use.

The End of Statements of Conformity

บริษัท ชายนันท์ จำกัด (SCIMET CO., LTD.)

1194 Soi Wachirathamsathit 57, Bangchak, Phrakhanong, Bangkok 10260 Thailand
Email: scimet2022@gmail.com, Tel: 02 460 9239



ใบตรวจสอบสภาพเครื่อง Spectrophotometer

เลขที่ใบงาน: KSMT2403525

ชนิดเครื่องมือ: SPECTROPHOTOMETER

รุ่น: 723C

หมายเลขเครื่อง: 2C41301043

ตรวจสอบ (รับ)		รายการตรวจเช็ค	ตรวจสอบ (ส่ง)		หมายเหตุ
24 Dec 2024			24 Dec 2024		
ปกติ	ไม่ปกติ		ปกติ	ไม่ปกติ	
<input checked="" type="checkbox"/>	<input type="checkbox"/>	1. ความสมบูรณ์เครื่อง	<input checked="" type="checkbox"/>	<input type="checkbox"/>	
<input checked="" type="checkbox"/>	<input type="checkbox"/>	2. ความสะอาด (ช่องใส่ตัวอย่าง, ภายใน-นอกเครื่อง)	<input checked="" type="checkbox"/>	<input type="checkbox"/>	
<input checked="" type="checkbox"/>	<input type="checkbox"/>	3. สวิทช์ ปิด – เปิด เครื่อง (On-Off Swich)	<input checked="" type="checkbox"/>	<input type="checkbox"/>	
<input checked="" type="checkbox"/>	<input type="checkbox"/>	4. ปุ่มกด (Keypad)	<input checked="" type="checkbox"/>	<input type="checkbox"/>	
<input checked="" type="checkbox"/>	<input type="checkbox"/>	5. หน้าจอ (Display, Screen Contrast)	<input checked="" type="checkbox"/>	<input type="checkbox"/>	
<input type="checkbox"/>	<input type="checkbox"/>	6. ตัวหมุนเลือกความยาวคลื่น (Wavelength Control)	<input type="checkbox"/>	<input type="checkbox"/>	-
<input checked="" type="checkbox"/>	<input type="checkbox"/>	7. ความยาวคลื่น (Wavelength Check)	<input checked="" type="checkbox"/>	<input type="checkbox"/>	
<input type="checkbox"/>	<input type="checkbox"/>	8. แหล่งกำเนิดแสง (UV < 3,000 hour)	<input type="checkbox"/>	<input type="checkbox"/>	-
<input checked="" type="checkbox"/>	<input type="checkbox"/>	9. แหล่งกำเนิดแสง (Visible < 5,000 hour)	<input checked="" type="checkbox"/>	<input type="checkbox"/>	
<input checked="" type="checkbox"/>	<input type="checkbox"/>	10. ช่องวัดหลายตัวอย่าง (Carousel Module)	<input checked="" type="checkbox"/>	<input type="checkbox"/>	

เพิ่มเติม/ข้อแนะนำ :

Mr. Siwapan Srijan

Service Engineer